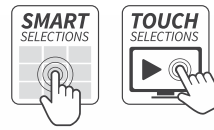




# PRIMA

FRESH BREW



**INNOVATION AND MAXIMUM EFFICIENCY HAVE BEEN SKILFULLY COMBINED IN A CUTTING-EDGE DESIGN THAT EXPRESSES THE BEST TECHNOLOGY HAS TO OFFER IN A MACHINE THAT PERFECTLY FITS ANY ENVIRONMENT.**

PRIMA, the semi-automatic coffee dispenser that dispenses a Fresh Brew of the finest quality and makes every coffee-break a special moment to cherish thanks to the several customisation options.



PRIMA TOUCH



PRIMA SMART

## USER INTERFACE

- Great modularity with 2 interchangeable user interfaces:
  - Smart:** touchscreen SAW (surface acoustic wave) technology selection panel, with 15 wide backlit selections + 4 pre-selections.
  - Touch:** 17" TFT display with touchscreen technology able to play multimedia contents.
- Wide delivery area equipped with an adjustable cup holder (5 positions available)
- Cup station able to host 240mm high Jugs (maximum Jug base Ø is 130mm)
- 160x32 LCD graphic display (version Smart)
- End selection acoustic signal
- Elegant design; flat door and smooth surfaces for a very quick cleaning

**Bianchi Vending**



LED, LOW VOLTAGE LIGHTING



FRESH BREWER UNIT



CUP SENSOR DETECTION (OPTION)



ENERGY SAVING MODE (OPTION)

## SPECIFICATIONS

- ELECTRICAL SUPPLY  
230 Vac
- INTERNAL ELECTRICAL SUPPLY

All the electrical components are supplied at 24 Vdc, with the exception of the boiler resistances, the pump and the steam ventilator that are at powered by the mains voltage.

- POWER SUPPLY  
1800 W Fresh Brew version
- WATER SUPPLY  
Fitting connection = 3/4"  
Water pressure = 0.5 – 6.5 bar

## FEATURES

- Stainless steel boiler: 0,8 lt. 1.500W.
- Ground coffee dose: 6 ÷ 16 gr. / Infusion pressure: 0.6 ÷ 1.2 bar.
- Leaf tea dose: 1 ÷ 4 gr. / Infusion pressure: 0.2bar.
- Water dose per brewing cycle: 60 ÷ 200ml.
- Separated dispensing spouts: hot drinks on the left and water on the right. This avoids any cross contamination (pic1).
- Stainless steel filter.
- Liquid waste tray: 2 litres with electronic safety block for maximum water level.
- Coffee waste tray for 200 coffee pods.
- The machine allows to customize a drink, increasing or reducing the strength and the amount of water for the FB coffee. The end user can also adjust the quantity of milk when available in the selected drink. The machine features the jug option as well and allows the user to have a drink in its own cup (pic2).

- Easiness of service thanks to the modular structure: all the parts are accessible from the front.
- Quality finishes: the machine is also fully painted inside for a better protection of the metal sheets.

## PRODUCT CAPACITY


Ground coffee	1.25 kg (x2)
Instant coffee	1.00 kg
Milk	1.20 kg
Creamer	2.70 kg
Chocolate	2.50 kg
Soup	3.00 kg

## ACCESSORIES KIT

- Cabinet.
- Cup sensor.
- Bluetooth kit.
- Modulo USB.
- Modulo IRDA.
- Modulo RS232.
- Visual Smart Programmer Speed per eseguire il caricamento dei firmware e della taratura e il download delle tarature e dei dati audit senza un PC.

## ENVIRONMENT

- LED backlit selection keypad
- Energy saving mode to reduce the energy consumption when the machine is in stand by.
- In compliance with **ROHS** and **WEEE**.



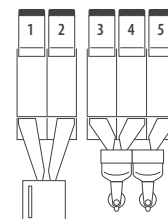
PIC1



PIC2

VERSIONS PRIMA	FRESH BREW 2FB-3
GROUND COFFEE CANISTER	2
INSTANT CANISTERS	3
DIMENSIONS MM	990H x450W x 580D / WEIGHT 65 KG

- 1/2. Dual hopper for ground coffee
3. Chocolate
4. Milk
5. Instant coffee



FRESH BREW